



CUSTOM POWER DESIGN

ELECTRONICS CONSULTANTS PROVIDING CUSTOM DESIGN, DEVELOPMENT, TEST & SUPPORT



Tel: +44 (0)118 930 2299

A DIVISION OF SMET LTD




Fax: +44 (0)118 930 2206

www.custompsdesign.com

Unit 19, The Markham Centre, Station Road, Theale, Berks. RG7 4PE.

custom@custompsdesign.com

50 WATT BATTERY TO 115V OR 230V MAINS ADAPTERS. UNIVERSAL WIDE INPUT VOLTAGE RANGE, 11V - 30V OR 22V - 60V.

11V - 30V MODELS SOCKET	22V - 60V MODELS	OUTPUT	CABLE	
SM2950	SM2960	'230V'	IEC 320 C13	C5 
SM2951	SM2961	'230V'	IEC 320 C7	C7 
SM2952	SM2962	'230V'	IEC 320 C5	
SM2955	SM2965	'115V'	IEC 320 C13	
SM2956	SM2966	'115V'	IEC 320 C7	C13 
SM2957	SM2967	'115V'	IEC 320 C5	

ONLY FOR USE WITH EQUIPMENT EMPLOYING 'SWITCHED MODE POWER CONVERSION.
11V - 30V models are fitted with a 'Cigar' type input plug, 22V - 60V models must be permanently wired.



- COVERS 12V AND 24V BATTERIES IN LOW RANGE
- COVERS 24V AND 48V BATTERIES IN HIGH RANGE

GENERAL DESCRIPTION

Small converters generating a 'Mains DC' output from 11V-32V or 22V – 60V input. The output is only suitable for powering equipment employing switched mode power conversion, where incoming AC mains is immediately rectified. This is true of most modern equipment especially small computer and camcorder chargers.

Output is via a 1.5 metre cable ended socket depending on model. Small computer chargers usually use one of three types of mains connector. One is the common IEC (kettle) type, another is a 'figure of 8' cassette type and the last is the new 3 pin IEC C5 round type. Select the model with the correct lead from the list above.

Input is via a 0.6 metre lead, terminated in a 'cigar' plug for 12/24V units or bare ended for 24/48V units.

COMPATIBILITY CHECK: Measure the resistance between the live and neutral pins of the charger's mains connector (no mains connected). If the resistance is greater than 10K ohms (no mains transformer primary) then the equipment should be compatible.

CAUTION: This adaptor is supplied on the basis of the user determining the suitability for the purpose for which it is to be used. Do not use in a moving vehicle without the consent of the vehicle manufacturer. Do not use for aviation or marine applications without our written agreement. Do not use for life dependent applications. The negative input lead is connected to case and output ground making the unit suitable only for negative earth systems. The output is only suitable for equipment employing switched mode power conversion, and not having a 50Hz mains transformer or mains heater element. The units will not operate RCD Breakers.

SPECIFICATION:

INPUT

Voltage Ranges:	11V - 32V. (10V - 38V for 30S). 22V - 60V. (20V - 66V for 30S).
Efficiency:	83 Percent Typical.
Power, No Load:	4W

OUTPUT

Output Voltages:	230V AC equivalent (300VDC) 115V AC equivalent (150VDC)
Capacitive load:	Unlimited.
Power, Nominal:	50 Watts continuous (resistive).
Power, Short term:	60 Watts for 5 minutes.
Protection:	Current limit and battery fuse.

GENERAL

Size:	30mm x 111mm x 60mm.
Weight:	0.4 Kg.
Storage Temperature:	-40 to +70C.
Operating Temperature:	-40 to +45C.
Manufacturer:	SMET Ltd., RG7 4PE

We reserve the right to change the specification without notice.

Document 2950-993.